

# What Do I Know

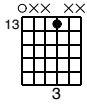
(guitar tab)

Ed Sheeran

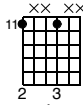
♩ = 118

Verse 1 & 2

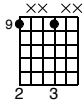
**E**



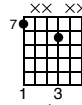
**B/D#**



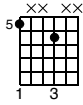
**C#m**



**B**



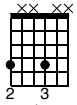
**A**



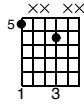
Ed Sheeran

TAB notation for Verse 1 & 2, measures 1-6. The notation shows fret numbers and string numbers (T, A, B) for the treble and bass clefs. Measure 1 starts with an E chord (13, 0). Measure 2 has a B/D# chord (11, 11) and a C#m chord (9, 9). Measure 3 has a B chord (7, 7) and an A chord (5, 5). Measure 4 has a B/D# chord (11, 11) and a C#m chord (9, 9). Measure 5 has a B chord (7, 7) and an A chord (5, 5). Measure 6 has a B/D# chord (11, 11) and a C#m chord (9, 9).

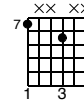
**G#m**



**A**



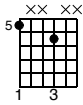
**B**



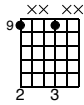
TAB notation for Verse 1 & 2, measures 7-10. Measure 7 has a G#m chord (2, 2) and an A chord (5, 5). Measure 8 has a B chord (7, 7) and an A chord (5, 5). Measure 9 has a B chord (7, 7) and an A chord (5, 5). Measure 10 has a B chord (7, 7) and an A chord (5, 5).

Pre Chorus 1 & 2

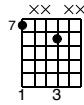
**A**



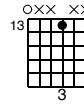
**C#m**



**B**



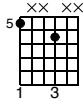
**E**



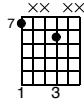
3x

TAB notation for Pre Chorus 1 & 2, measures 1-4. Measure 1 has an A chord (5, 5) and a C#m chord (9, 9). Measure 2 has a B chord (7, 7) and a C#m chord (9, 9). Measure 3 has a B chord (7, 7) and a C#m chord (9, 9). Measure 4 has an E chord (13, 13) and a C#m chord (9, 9).

**A**



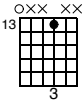
**B**



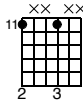
TAB notation for Pre Chorus 1 & 2, measures 5-8. Measure 5 has an A chord (5, 5) and a B chord (7, 7). Measure 6 has a B chord (7, 7) and an A chord (5, 5). Measure 7 has a B chord (7, 7) and an A chord (5, 5). Measure 8 has a B chord (7, 7) and an A chord (5, 5).

Chorus 1 & 2

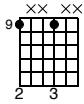
**E**



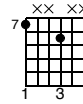
**B/D#**



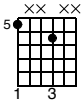
**C#m**



**B**

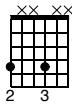


**A**

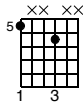


TAB notation for Chorus 1 & 2, measures 1-6. Measure 1 has an E chord (13, 0). Measure 2 has a B/D# chord (11, 11) and a C#m chord (9, 9). Measure 3 has a B chord (7, 7) and an A chord (5, 5). Measure 4 has a B/D# chord (11, 11) and a C#m chord (9, 9). Measure 5 has a B chord (7, 7) and an A chord (5, 5). Measure 6 has a B/D# chord (11, 11) and a C#m chord (9, 9).

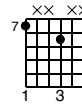
**G#m**



**A**



**B**

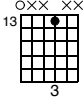


4x

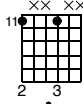
TAB notation for the first section. Treble clef (T) and bass clef (B) staves. Notes: (6) X, 7, 7, 4, 7, 6, (6), 7, 8, X, 7. Fingering: 2, 3, 4, 5, 7. Includes a repeat sign at the end.

Post Chorus 1 & 2

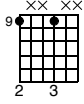
**E**



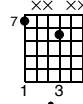
**B/D#**



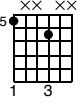
**C#m**



**B**



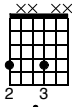
**A**



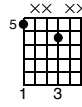
TAB notation for Post Chorus 1 & 2. Treble clef (T) and bass clef (B) staves. Notes: 13, X, 7, 7, 11, 7, 9, (9), X, 7, 7, 8, 7, 6. Fingering: 0, X, 11, 9, 9, X, 7, 7, 5. Includes a repeat sign at the end.

*Da Capo*

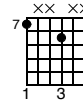
**G#m**



**A**



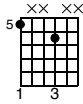
**B**



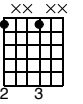
TAB notation for the section following Da Capo. Treble clef (T) and bass clef (B) staves. Notes: (6) X, 7, 7, 4, 7, 6, (6), 7, 8, X, 7. Fingering: 2, 3, 4, 5, 7. Includes a repeat sign at the end.

Pre Chorus 3

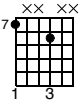
**A**



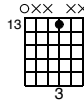
**C#m**



**B**



**E**



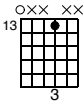
3x

TAB notation for Pre Chorus 3. Treble clef (T) and bass clef (B) staves. Notes: 6, 6, 7, 9, 7, 8, (8), 8, 7, 13, 13, 7, (4). Fingering: 5, 5, 9, 7, 7, 0, 0, 4. Includes a repeat sign at the end.

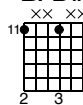
Empty TAB notation for Treble (T) and Bass (B) clefs.

Chorus 3

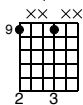
**E**



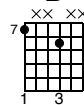
**B/D#**



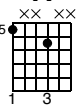
**C#m**



**B**

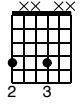


**A**

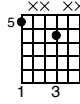


TAB notation for Chorus 3. Treble clef (T) and bass clef (B) staves. Notes: 13, X, 7, 7, 11, 7, 9, (9), X, 7, 7, 8, 7, 6. Fingering: 0, X, 11, 9, 9, X, 7, 7, 5. Includes a repeat sign at the end.

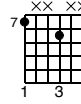
**G# m**



**A**



**B**

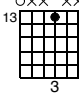


4x

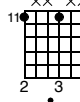
TAB notation for the first system. Treble clef (T) and bass clef (B) staves. Notes: (6) X 7 7 4 7 6 (6) 7 8 X 7. Fingering: (6) 7 7 4 7 6 (6) 7 8 X 7. Bar lines are present after the 4th and 8th measures.

Post Chorus 3

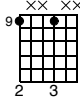
**E**



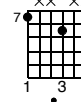
**B/D#**



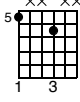
**C# m**



**B**

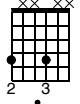


**A**

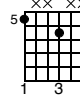


TAB notation for the second system. Treble clef (T) and bass clef (B) staves. Notes: 13 X 7 7 11 7 9 (9) X 7 7 8 7 6. Fingering: 13 0 X 7 7 11 7 9 (9) X 7 7 8 7 6. Bar lines are present after the 4th and 8th measures.

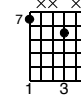
**G# m**



**A**

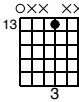


**B**

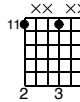


TAB notation for the third system. Treble clef (T) and bass clef (B) staves. Notes: (6) X 7 7 4 7 6 (6) 7 8 X 7. Fingering: (6) 7 7 4 7 6 (6) 7 8 X 7. Bar lines are present after the 4th and 8th measures.

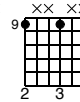
**E**



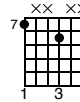
**B/D#**



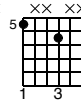
**C# m**



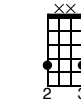
**B**



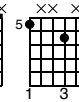
**A**



**G# m**



**A**



TAB notation for the fourth system. Treble clef (T) and bass clef (B) staves. Notes: 13 X 7 7 11 7 9 (9) X 7 7 8 7 6 (6) X 7 7 4 7 6 (6). Fingering: 13 0 X 7 7 11 7 9 (9) X 7 7 8 7 6 (6) X 7 7 4 7 6 (6). Bar lines are present after the 4th and 8th measures.