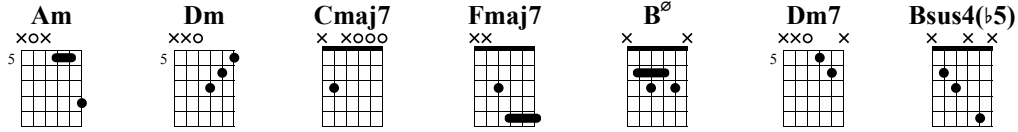


Fly me to the moon

Wes MONTGOMERY

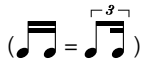
Going out f my head

Words & Music by Bart HOWARD



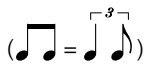
Standard tuning

♩ = 120



Am Dm

8 7 5 3 5 8 5 8 5 4 5 3 1
5 5 5 7 0 7 7 4 4 4
0 0 0 3 3 3 3 3



Cmaj7

Fmaj7

Bø

0 0 0 3 3 5 3 1 0 3 0 1 5
0 0 3 2 3 3 3 3 3 3 3 3 3
3 3 2 3 2 3 3 3 3 3 3 3 3

Dm7

9 6 7 7 8 6 5 X 5 5 5 5 4
7 7 7 6 5 5 5 5 5 5 5 5 5
7 6 5 X 5 0 5 5 5 5 5 5 5

0 8 7 9 8 8 8 8 8 8 8 8 8
0 9 9 8 8 8 8 8 8 8 8 8 8
3 8 X 8 7 X 7 6 6 5

Musical notation for measures 13-15. The top staff shows the melody in treble clef. The bottom staff shows the guitar TAB with strings T, A, and B.

Measure 13: Treble clef, notes G4, A4, B4, C5. TAB: T 5, A 6, B 0. Fingering: 5, 6, 0. Mute: X.

Measure 14: Treble clef, notes G4, A4, B4, C5. TAB: T 5, A 3, B 0. Fingering: 5, 3, 0. Mute: X.

Measure 15: Treble clef, notes G4, A4, B4, C5. TAB: T 5, A 4, B 5. Fingering: 5, 4, 5. Mute: X.

Bsus4(b5)

repeat

Musical notation for measures 16-18. The top staff shows the melody in treble clef. The bottom staff shows the guitar TAB with strings T, A, and B.

Measure 16: Treble clef, notes G4, A4, B4, C5. TAB: T 5, A 3, B 2. Fingering: 5, 3, 2.

Measure 17: Treble clef, notes G4, A4, B4, C5. TAB: T 6, A 7, B 7. Fingering: 6, 7, 7.

Measure 18: Treble clef, notes G4, A4, B4, C5. TAB: T 8, A 5, B 0. Fingering: 8, 5, 0.

Musical notation for measures 19-21. The top staff shows the melody in treble clef. The bottom staff shows the guitar TAB with strings T, A, and B.

Measure 19: Treble clef, notes G4, A4, B4, C5. TAB: T 5, A 4, B 3. Fingering: 5, 4, 3.

Measure 20: Treble clef, notes G4, A4, B4, C5. TAB: T 5, A 4, B 3. Fingering: 5, 4, 3.

Measure 21: Treble clef, notes G4, A4, B4, C5. TAB: T 5, A 5, B 2. Fingering: 5, 5, 2.

Musical notation for measures 22-24. The top staff shows the melody in treble clef. The bottom staff shows the guitar TAB with strings T, A, and B.

Measure 22: Treble clef, notes G4, A4, B4, C5. TAB: T 0, A 0, B 0. Fingering: 0, 0, 0.

Measure 23: Treble clef, notes G4, A4, B4, C5. TAB: T 9, A 7, B 9. Fingering: 9, 7, 9.

Measure 24: Treble clef, notes G4, A4, B4, C5. TAB: T 5, A 5, B 5. Fingering: 5, 5, 5.

Musical notation for measures 25-27. The top staff shows the melody in treble clef. The bottom staff shows the guitar TAB with strings T, A, and B.

Measure 25: Treble clef, notes G4, A4, B4, C5. TAB: T 6, A 5, B 0. Fingering: 6, 5, 0.

Measure 26: Treble clef, notes G4, A4, B4, C5. TAB: T 0, A 8, B 3. Fingering: 0, 8, 3.

Measure 27: Treble clef, notes G4, A4, B4, C5. TAB: T 9, A 9, B 8. Fingering: 9, 9, 8.

Musical notation for measures 28-30. The top staff shows the melody in treble clef. The bottom staff shows the guitar TAB with strings T, A, and B.

Measure 28: Treble clef, notes G4, A4, B4, C5. TAB: T 8, A 7, B 6. Fingering: 8, 7, 6.

Measure 29: Treble clef, notes G4, A4, B4, C5. TAB: T 5, A 0, B 0. Fingering: 5, 0, 0.

Measure 30: Treble clef, notes G4, A4, B4, C5. TAB: T 5, A 3, B 2. Fingering: 5, 3, 2.

31

32

| | | | | | | |
|---|---|---|---|---|---|---|
| T | 5 | 5 | 5 | 3 | 6 | 5 |
| A | 4 | X | 4 | 3 | 7 | 7 |
| B | 5 | 5 | 5 | 2 | 2 | 7 |